

# NOVA PRO SCALA

High drawer H186



- Slim, closed drawer side
- High stability up to a front height of 780 mm
- Can be personalised with designer panels
- Integrated height, side and tilt angle adjustment
- Optimum use of space due to straight inside surfaces and low construction width
- Tool-free installation and removal of the front
- Width of bottom and back panel is the same
- Bottom panel machining not required

#### Packaging unit (PU):

123 = 100 items in PE  
 201 = 1 item in cardboard box  
 (smallest PU = 10 units)  
 211 = 20 items in a cardboard box  
 247 = 1000 items in a cardboard box  
 250 = 1500 items in a cardboard box  
 547 = 1000 items in PE in a cardboard box

## ORDER INFORMATION

### 1 Nova Pro Scala drawer sides H186 Set: One left, one right



NL	Stone				Ice				Silver			
	Item No.	201	211	PU	Item No.	201	211	PU	Item No.	201	211	PU
270	F100103300	201	211		F100103327	201	211		F100103354	201	211	
300	F100103303	201	211		F100103330	201	211		F100103357	201	211	
350	F100103306	201	211		F100103333	201	211		F100103360	201	211	
400	F100103309	201	211		F100103336	201	211		F100103363	201	211	
450	F100103312	201	211		F100103339	201	211		F100103366	201	211	
500	F100103315	201	211		F100103342	201	211		F100103369	201	211	
550	F100103318	201	211		F100103345	201	211		F100103372	201	211	
600	F100103321	201	211		F100103348	201	211		F100103375	201	211	
650	F100103324	201	211		F100103351	201	211		F100103378	201	211	

### 2 Installation hook Single item: Can be used on left/right

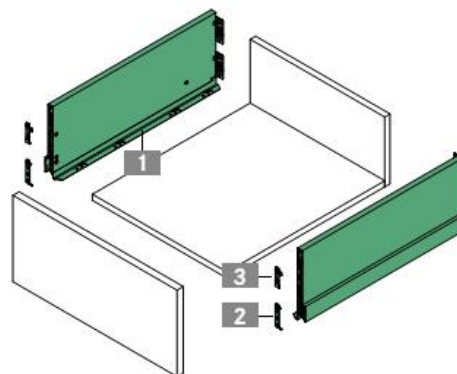


	Description	Item No.	123	247	250	547
32 mm	Expansion dowel	F102117719				547
50 mm	Expansion dowel	F102117720	123			547
32 mm	For press fitting	F102021854	123		250	
50 mm	For press fitting	F102021153	123		250	
	For screw fixing	F102021855	123	547		

### 3 Front clip Single item: Can be used on left/right

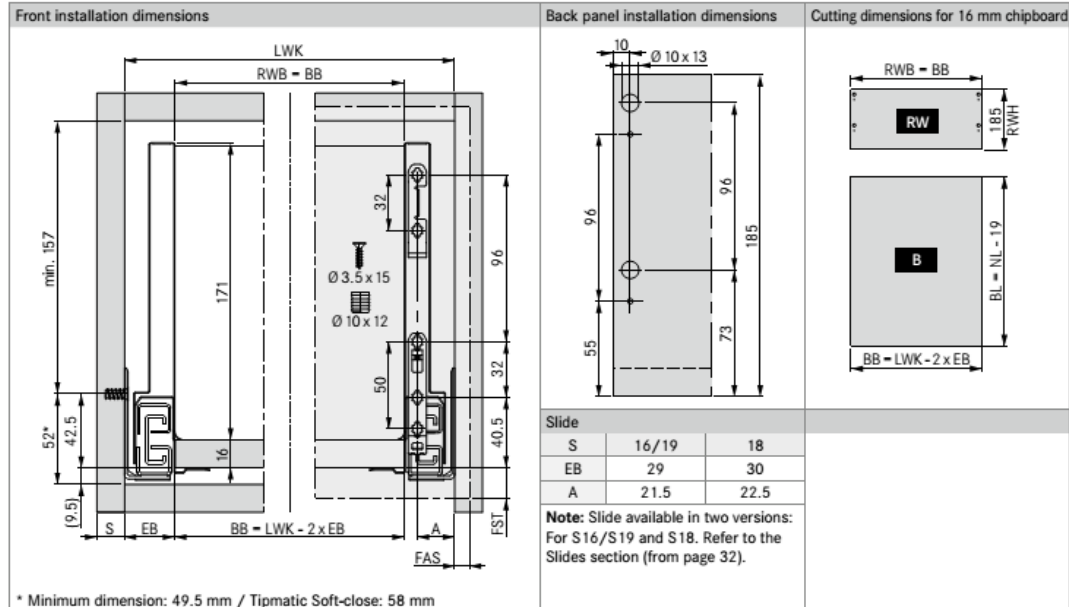


	Description	Item No.	123	247	250
32 mm	Expansion dowel	F102104835	123	247	
32 mm	For press fitting	F102104834	123	247	
32 mm	For screw fixing	F102104833	123	247	

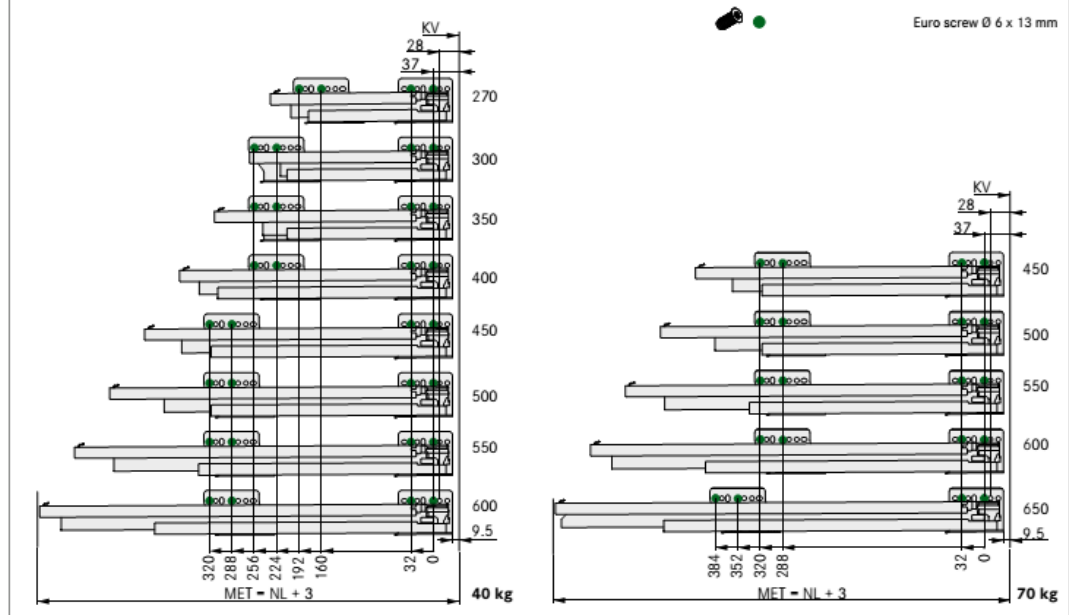


PLANNING DIMENSIONS

All dimensions in millimetres



Fixing positions for full extension slide



LEGEND

B	Bottom panel	FST	Front overlay	NL	Nominal length
BB / BL	Bottom width / Bottom length	KV	Front edge of cabinet	RW	Back panel
EB	Construction width	LWK	Inside cabinet width	RWB	Width of back panel
FAS	Front overlay, side	MET	Minimum installation depth	RWH	Height of back panel